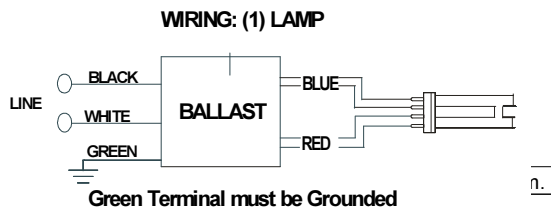


Electrical Specifications at 120V

Lamp Type	Num. of Lamps	Rated Lamp Watts	Min. Start Temp (°F/C)	Input Current (Amps)	Input Power (ANSI Watts)	Ballast Factor	MAX THD %	Power Factor	MAX Lamp Current Crest Factor	B.E.F.
* PL-L 35W HO/TUV	1	35	0/-18	0.31	38	1.02	15	0.98	1.7	2.68
PL-L 35W HO/TUV	2	35	0/-18	0.70	84	1.02	10	0.98	1.7	1.21
PL-L 60W HO/TUV	1	60	0/-18	0.62	75	1.03	10	0.98	1.7	1.37
PL-L 60W HO/TUV	2	60	0/-18	1.30	156	0.98	10	0.98	1.7	0.63
PL-L 95W HO/TUV	1	95	0/-18	0.77	93	0.95	10	0.98	1.7	1.02
TUV 36 T5 HO 4P-SE	1	75	0/-18	0.72	87	1.03	10	0.98	1.7	1.18
TUV 36 T5 HO 4P-SE	2	75	0/-18	1.30	156	0.93	10	0.98	1.7	0.60
TUV 64 T5 HO 4P-SE	1	145	0/-18	1.25	150	0.95	10	0.98	1.7	0.63

Wiring Diagram

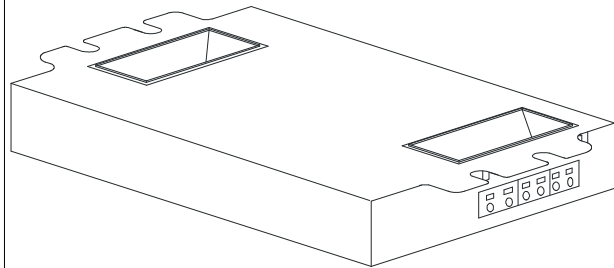


The wiring diagram that appears above is for the lamp type denoted by the asterisk (*)

Standard Lead Length (inches)

	in.	cm.
--	-----	-----

Enclosure



Enclosure Dimensions

OverAll (L)	Width (W)	Height (H)	Mounting (M)
7.79 "	3.0 "	1.31 "	7.375 "
7 79/100	3	1 31/100	7 3/8
19.8 cm	7.6 cm	3.3 cm	18.7 cm



Revised 07/06/15

IUUV-2S60-M4-LD@120	
Brand Name	PUREVOLT
Ballast Type	Electronic
Starting Method	Programmed Start
Lamp Connection	Series
Input Voltage	120-277
Input Frequency	50/60 HZ
Status	Active

Electrical Specifications at 120V

Notes:

PureVOLT Ballast Specifications

Notes:

Section I - Physical Characteristics

- 1.1 Ballast shall be physically interchangeable with standard electromagnetic or standard electronic ballasts, where applicable.
- 1.2 Ballast shall be provided with integral leads color-coded per ANSI C82.11.

Section II - Performance

- 2.1 Ballast shall be Programmed Start.
- 2.2 Ballast shall contain auto restart circuitry in order to restart lamps without resetting power
- 2.3 Ballast shall operate from 50/60 Hz input source of 120V through 277V with sustained variations of +/- 10% (voltage and frequency).
- 2.4 Ballast shall be high frequency electronic type and operate lamps at a frequency above 42 kHz to avoid interference with infrared devices and eliminate visible flicker.
- 2.5 Ballast shall have a Power Factor greater than 0.96 for primary lamp.
- 2.6 Ballast shall provide for a Lamp Current Crest Factor of 1.7 or less.
- 2.7 Ballast input current shall have Total Harmonic Distortion (THD) of less than 10% when operated at nominal line voltage with primary lamp.
- 2.8 Ballast shall have a Class A sound rating.
- 2.9 Ballast shall have a minimum starting temperature of -18C (-0F) for primary lamp.
- 2.10 Ballast shall provide Lamp EOL Protection Circuit
- 2.11 Ballast shall tolerate sustained open circuit and short circuit output conditions.

Section III - Regulatory

- 3.1 Ballast shall not contain any Polychlorinated Biphenyl (PCB).
- 3.2 Ballast shall be Underwriters Laboratories (UL) listed, Class P and Type 1 Outdoor; and Canadian Standards Association (CSA) certified where applicable.
- 3.3 Ballast shall be rated for use in air-handling spaces.
- 3.4 Ballast shall comply with ANSI C62.41 Category A for Transient protection.
- 3.5 Ballast shall comply with ANSI C82.11 where applicable.
- 3.6 Ballast shall comply with applicable requirements of the Federal Communications Commission (FCC) rules and regulations, Title 47 CFR part 18, for Non-Consumer equipment.
- 3.6 Ballast shall comply with NEMA 410 for in-rush current limits.
- 3.7 Ballast shall meet RoHS Compliance Standards

Section IV - Other

- 4.1 Ballast shall be manufactured in a factory certified to ISO 9001 Quality System Standards.
- 4.2 Ballast shall carry a ____ year warranty from date of manufacture against defects in material or workmanship, including replacement, for operation at a maximum case temperature of ____ C. (Go to our web site for up-to-date warranty information: www.philips.com/advancewarranty)
- 4.3 Manufacturer shall have a twenty-year history of producing electronic ballasts for the North American market.

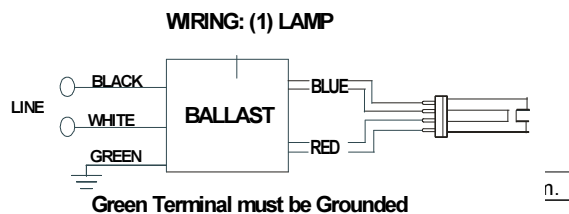


Revised 07/06/15

Electrical Specifications at 277V

Lamp Type	Num. of Lamps	Rated Lamp Watts	Min. Start Temp (°F/C)	Input Current (Amps)	Input Power (ANSI Watts)	Ballast Factor	MAX THD %	Power Factor	MAX Lamp Current Crest Factor	B.E.F.
* PL-L 35W HO/TUV	1	35	0/-18	0.18	38	1.02	15	0.90	1.7	2.68
PL-L 35W HO/TUV	2	35	0/-18	0.31	83	1.02	10	0.96	1.7	1.23
PL-L 60W HO/TUV	1	60	0/-18	0.28	75	1.03	10	0.96	1.7	1.37
PL-L 60W HO/TUV	2	60	0/-18	0.53	154	0.98	10	0.96	1.7	0.64
PL-L 95W HO/TUV	1	95	0/-18	0.34	94	0.95	10	0.96	1.7	1.01
TUV 36 T5 HO 4P-SE	1	75	0/-18	0.32	87	1.03	10	0.96	1.7	1.18
TUV 36 T5 HO 4P-SE	2	75	0/-18	0.56	156	0.93	10	0.96	1.7	0.60
TUV 64 T5 HO 4P-SE	1	145	0/-18	0.54	149	0.95	10	0.96	1.7	0.64

Wiring Diagram

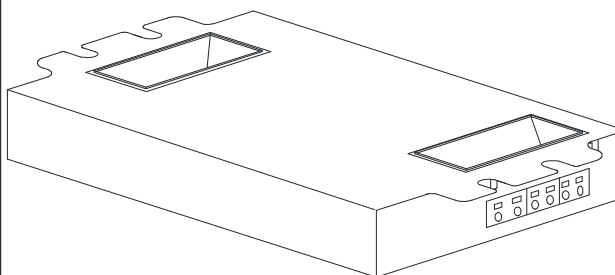


The wiring diagram that appears above is for the lamp type denoted by the asterisk (*)

Standard Lead Length (inches)

	in.	cm.
--	-----	-----

Enclosure



Enclosure Dimensions

OverAll (L)	Width (W)	Height (H)	Mounting (M)
7.79 "	3.0 "	1.31 "	7.375 "
7 79/100	3	1 31/100	7 3/8
19.8 cm	7.6 cm	3.3 cm	18.7 cm



Revised 07/06/15

IUV-2S60-M4-LD@277	
Brand Name	PUREVOLT
Ballast Type	Electronic
Starting Method	Programmed Start
Lamp Connection	Series
Input Voltage	120-277
Input Frequency	50/60 HZ
Status	Active

Electrical Specifications at 277V

Notes:

PureVOLT Ballast Specifications

Notes:

Section I - Physical Characteristics

- 1.1 Ballast shall be physically interchangeable with standard electromagnetic or standard electronic ballasts, where applicable.
- 1.2 Ballast shall be provided with integral leads color-coded per ANSI C82.11.

Section II - Performance

- 2.1 Ballast shall be Programmed Start.
- 2.2 Ballast shall contain auto restart circuitry in order to restart lamps without resetting power
- 2.3 Ballast shall operate from 50/60 Hz input source of 120V through 277V with sustained variations of +/- 10% (voltage and frequency).
- 2.4 Ballast shall be high frequency electronic type and operate lamps at a frequency above 42 kHz to avoid interference with infrared devices and eliminate visible flicker.
- 2.5 Ballast shall have a Power Factor greater than 0.96 for primary lamp.
- 2.6 Ballast shall provide for a Lamp Current Crest Factor of 1.7 or less.
- 2.7 Ballast input current shall have Total Harmonic Distortion (THD) of less than 10% when operated at nominal line voltage with primary lamp.
- 2.8 Ballast shall have a Class A sound rating.
- 2.9 Ballast shall have a minimum starting temperature of -18C (-0F) for primary lamp.
- 2.10 Ballast shall provide Lamp EOL Protection Circuit
- 2.11 Ballast shall tolerate sustained open circuit and short circuit output conditions.

Section III - Regulatory

- 3.1 Ballast shall not contain any Polychlorinated Biphenyl (PCB).
- 3.2 Ballast shall be Underwriters Laboratories (UL) listed, Class P and Type 1 Outdoor; and Canadian Standards Association (CSA) certified where applicable.
- 3.3 Ballast shall be rated for use in air-handling spaces.
- 3.4 Ballast shall comply with ANSI C62.41 Category A for Transient protection.
- 3.5 Ballast shall comply with ANSI C82.11 where applicable.
- 3.6 Ballast shall comply with applicable requirements of the Federal Communications Commission (FCC) rules and regulations, Title 47 CFR part 18, for Non-Consumer equipment.
- 3.6 Ballast shall comply with NEMA 410 for in-rush current limits.
- 3.7 Ballast shall meet RoHS Compliance Standards

Section IV - Other

- 4.1 Ballast shall be manufactured in a factory certified to ISO 9001 Quality System Standards.
- 4.2 Ballast shall carry a ____ year warranty from date of manufacture against defects in material or workmanship, including replacement, for operation at a maximum case temperature of ____C. (Go to our web site for up-to-date warranty information: www.philips.com/advancewarranty)
- 4.3 Manufacturer shall have a twenty-year history of producing electronic ballasts for the North American market.



Revised 07/06/15

